

please contact  
0345 60 80 193  
[customer@eastsussexhighways.com](mailto:customer@eastsussexhighways.com)

Dear Applicant

## **VEHICLE CROSSING APPLICATION PACK**

I refer to your recent request about installing or altering a vehicle crossing.

Under the Highways Act 1980, our approval must first be obtained and I refer you to the enclosed Self Assessment Test, Application Form, Guidance Notes and FAQs. Please ensure you read these documents carefully before submitting your application.

If you wish to apply for our consent, please use one of the following options:


- 1.) Apply online at [www.eastsussexhighways.com](http://www.eastsussexhighways.com)
- 2.) Email a scanned copy of your completed application form to [enforcement@eastsussexhighways.com](mailto:enforcement@eastsussexhighways.com)
- 3.) Post a hard copy of your completed application to the address shown above.

A non-refundable fee of £350 is payable with your application and we will contact you to collect the payment by way of debit/credit card. Please note that should your application be rejected, you will receive a refund of £225.00.

Due to the high number of applications we receive, it may take us up to 8 weeks to determine your application, but in all cases we will try to do so as quickly as possible. If you have any further queries, please contact us as shown above.

Yours sincerely

*East Sussex Highways*

	<b>PRE-APPLICATION SELF ASSESSMENT TEST FOR VEHICLE CROSSINGS</b>  <b>HIGHWAYS ACT 1980 SECTION 184</b>	<b>S184</b>  <b>SELF ASSESSMENT TEST</b>
---	---	--


Prior to submitting your vehicle crossing application, you **MUST** complete the self assessment test below. Please refer to the FAQs and Guidance Notes to help you with your answers.

Q1	Does your proposed vehicle access connect onto a classified road? (See Guidance notes on <a href="http://www.eastsussexhighways.com/application-forms">www.eastsussexhighways.com/application-forms</a> )	Yes/No
Q2	Is your property located within a conservation area?	Yes/No
Q3	Will any surface water run-off from your new driveway NOT be retained within the curtilage of your property?	Yes/No

If you have answered 'Yes' to any of questions Q1 to Q3, we recommend you delay your application and first contact your local planning authority for advice on whether you require planning consent for your driveway and vehicle crossing. We may ask for evidence to confirm this. If you have answered 'No' to all questions Q1 to Q3, please proceed with Q4 to Q10 below.

Q4	Can you provide a driveway on your property with minimum dimensions of 4.8 metres long by 2.4m wide?	Yes/No
Q5	With a vehicle on the driveway could you provide an adequate means of access/escape from any adjacent doors to the property, including garage doors.	Yes/No
Q6	Is the proposed location of your vehicle crossing over 1.5 metres from a lamp column, sign post or telegraph pole?	Yes/No
Q7	Is the proposed location of your vehicle crossing over 1m outside of the canopy spread of any tree planted within the highway?	Yes/No
Q8	Are you the freeholder of the property? If not, do you have written consent from the householder to apply on their behalf?	Yes/No
Q9	If you are proposing to have a gated access, would they be able to open inwards with a vehicle parked on the driveway?	Yes/No/ Not Applicable
Q10	For pedestrian safety, could you provide a visibility splay of 2 metres by 2 metres on your property, each side of the access, measured at a height 1m above ground level at the highway boundary?	Yes/No

**NB. PLEASE PROVIDE A COMPLETED COPY OF THIS TEST WITH YOUR APPLICATION.**

	<b>PRE-APPLICATION SELF ASSESSMENT TEST FOR VEHICLE CROSSINGS</b>  <b>HIGHWAYS ACT 1980 SECTION 184</b>	<b>S184 APPLICATION</b>
--	---	-----------------------------

APPLICATION REFERENCE	OFFICE USE ONLY	DECISION DATE DUE	OFFICE USE ONLY
-----------------------	-----------------	-------------------	-----------------

Name of Applicant	
Address of Applicant	
Contact Phone No.	
Email Address	
Application Method Email or Post?	
Fee Payment Method Debit or Credit Card only	

Exact location of the proposed vehicle crossing if different from above address	
Geo-location of property: <b>Guidance notes can be found at</b> <a href="http://www.eastsussexhighways.com/application-forms">www.eastsussexhighways.com/application-forms</a>	Longitude:  Latitude:
Is the proposed vehicle crossing solely for use by vehicles up to 3.5 tonnes gross weight? i.e. cars and light goods vehicles	
Are you the freeholder of the property for which the vehicle crossing is proposed?  If No, please provide the name and address of the registered freeholder and evidence of their consent to proceed.	
Have you enclosed a copy of your completed Pre-Application Self Assessment Test?	

On this page, please provide a hand drawn sketch of the proposed vehicle crossing. An example sketch is provided in the guidance notes to assist you. This should include approximate dimensions, drainage gullies, stopcock boxes, manhole covers, etc and also show the position of any road markings, trees, street lights, or other street furniture. It would also be helpful to provide a digital photograph of the proposed vehicle crossing location with your application.

**Declaration By Applicant**

1. In submitting my application, I, the applicant named below, confirm that I have read and fully understood the supporting guidance and that all of the information I have provided herewith is true.
2. I confirm that I have completed the Self Assessment Test and enclose a completed copy of this with my application
3. I understand that it is my responsibility to determine that my proposals are lawful under current planning legislation and that I cannot hold East Sussex Highways responsible for any errors or omissions in this regard.
4. I agree to pay East Sussex Highways the application fee and that such payment must be received prior to my application being considered.
5. I understand that if my application is successful, East Sussex Highways will issue me with a licence, valid for 6 months, during which time I undertake to employ a suitable contractor selected from the Buy With Confidence list to complete the consented works.
6. I understand that East Sussex Highways will issue me with a Completion Certificate to confirm their acceptance of the completed works.
7. I understand that my contractor will be solely responsible to East Sussex Highways for repairing any defects in the certified works for a 12month maintenance period, as specified in the Certificate.
8. I understand that at the end of maintenance period, provided that the works are free of defects, East Sussex Highways will automatically assume responsibility for maintenance of the certified works as part of the publicly maintainable highway.
9. I understand that in the event of my application being rejected that East Sussex Highways will:
  - Provide me with a statement of reasons for their rejection.
  - Retain £125 of the application fee to cover their assessment costs
  - Refund the remaining £225 fee, within 14 days of the determination date.
10. I understand that should I decide to withdraw my application, my payment of £350 is non-refundable.
11. I accept that East Sussex Highway's determination of my application will be final and non-negotiable.

Print Name	
Declaration Date	

## **Frequently Asked Questions**

### **When is a vehicle crossing needed?**

Whenever it is desired to have vehicular access or egress across a publicly maintained footway or verge in order to park it on private property (e.g. a driveway by a house).

It is essential that the structure of the highway is altered to ensure it is fit for purpose.

### **Why do I have to have this?**

Footways and verges are normally only built to a standard to cater for pedestrian use and therefore they need to be strengthened to support the weight of a vehicle driving over them.

The dropped kerbs are necessary to provide a suitable gradient between the carriageway and footway and to prevent damage through lateral point loading on the kerbs.

### **Do you have any legal powers to insist on a vehicle crossover?**

Yes, under Section 184 of the Highways Act 1980

### **What permissions do I need?**

Firstly, if you live in a conservation area or on a classified road, you are advised to check if planning permission is required from your local Borough or District Council. A list of classified roads and conservation areas in East Sussex are included in this guidance for your reference. You may also need planning permission if the surface water run-off from your proposed driveway is not contained within the curtilage of your property.

Secondly, you will need permission from East Sussex Highways, as the local Highway Authority, in the form of a licence. There is no automatic right to a licence and we will assess every vehicle crossing application from a safety and suitability viewpoint. We reserve the right to refuse permission where a vehicle crossing is either unsafe or unsuitable.

If you are renting the property, you must obtain the consent of your landlord to proceed.

If you do not own the land between your property and the highway then you will need permission from the landowner.

### **How long does it take for an application to go through?**

Once we receive your completed application form and fee, and provided all the necessary information has been supplied at that time, you should allow up to 8 weeks for us to determine your application. If a licence is granted, you will then have 6 months to complete the works after which approval will lapse and you will need to re apply.

### **Do I have enough space within the boundary of my property to park a vehicle?**

You will need enough space to park a vehicle wholly within your property perpendicular (at right angles) to the road. A minimum area of 4.8 metres x 2.4 metres is required. Adequate space must remain for any doors to the house.

### **How much do vehicle crossings cost?**

This depends on the size of the crossing, whether utilities' services or street furniture is affected and which contractor you use. You will need to obtain quotations and we advise you get at least three, before choosing a contractor for the works. You will be responsible for paying for the works directly to the contractor. East Sussex Highways charge a fee for providing and overseeing the licence process. Please see the current ESH fee structure on [www.eastsussexhighways.com/application-forms](http://www.eastsussexhighways.com/application-forms).

### **Am I responsible for any pipes and cables buried underground affected by the works?**

Yes. It will be the duty of the contractor to have details of any statutory undertakers' and utilities' plans located in the vicinity of the proposed works. These will be required to keep this information onsite and available for inspection throughout the works. In the unlikely event that any apparatus needs to be altered to accommodate the vehicle crossing, you will be responsible for these extra costs.

### **Who can carry out the work?**

East Sussex County Council keeps a list of approved Buy With Confidence contractors for this type of work. Lists are supplied as part of the application process and you should choose a contractor from the list.

### **Can I use my own contractor?**

No. Contractors must be selected from the Buy With Confidence list.

### **How will I know if the work is satisfactory?**

Once the work is completed to our satisfaction, we will issue a Completion Certificate. The contractor will then be responsible for maintaining his works for a period of 12 months. Provided that the works remain free of any defects, East Sussex Highways will assume responsibility at the end of this period.

### **What if there is a tree near the proposed vehicle crossing?**

Certain conditions may apply when a tree is close to the proposed crossing. Trees will generally not be removed to accommodate the installation of a vehicle crossing. Each site will need to be assessed individually by a qualified officer who will advise if construction can proceed without affecting the health and stability of the tree.

In some instances, applicants may have to fund additional works such as exposing the roots in order that the officer can make a full assessment of the site. If the tree is too close or its health and stability cannot be protected applications may be refused on these grounds.

**What if there is street furniture in the way of the proposed crossing?**

Normally, street furniture can be relocated to suit at the applicant's expense, subject to consulting with neighbouring properties who may be affected.

**Can I have two crossings to allow in/out access?**

Applications for two vehicle crossings to a single property, or a second access point where one already exists, will not normally be approved for domestic dwellings unless there is strong evidence that it will add significantly to highway safety.

**I drive a Goods Vehicle. Will the crossing be strong enough?**

If the crossing will be used for heavier vehicles (i.e. over 3.5 tonnes), you will need an enhanced crossing and you must note this on the application form. We will advise you regarding the dimensions and construction detail required.



## **Introduction**

These guidance notes form part of our Vehicle Crossing Application Pack, which also comprises the Application Form, Self Assessment Test and Frequently Asked Questions. Together, these documents are intended to guide you through the application and construction process and help you towards the successful installation of a vehicle crossing.

## **CONTENTS**

### **1. How to obtain consent for a Vehicle Crossing – Step by Step**

- Self Assessment Test
- Frequently Asked Questions
- Making an Application
- Acknowledgement of Application
- Application Fees
- Determining Your Application
- Application Approval
- Application Rejection
- Extension to a S184 vehicle crossing licence
- Customer Satisfaction Feedback

### **2. How to construct a Vehicle Crossing – Step by Step**

- Choosing a Contractor
- Before starting the works
- During the Works
- Completion of the Works
- Paying your Contractor
- Adoption of the Works by ESCC

### **3. What criteria does ESCC assess when determining applications?**

- Planning Consent
- Other Consents
- Surface Water Drainage
- Distance from road junctions
- Is there enough space in your property?
- Is the access wide enough?
- Visibility requirements
- Lamp columns and street furniture
- Trees and Root Protection Calculation

### **4. Useful Information**

- Example Sketch of a proposed vehicle crossing location
- Shared Access
- Gates

## How to obtain consent for a Vehicle Crossing – Step by Step

### **Self Assessment Test**

As a first step, before submitting your application, please refer to the Self Assessment Test contained in this application pack. This short test will help you to quickly determine whether or not to apply at this time. If you do decide to apply, a copy of the completed Self Assessment Test must be submitted with your application.

### **Frequently Asked Questions (FAQs)**

Please refer to the FAQs supplied in this pack. This contains brief answers to our most common queries.

### **Making an Application**

When you have satisfied yourself that an application may be made, please complete the application form and sign the declaration therein.

Applications forms, along with any supporting documentation, can be submitted by post to East Sussex Highways, Ringmer Depot, The Broyle, Ringmer, East Sussex, BN8 5NP or preferably emailed to us at [enforcement@eastsussexhighways.com](mailto:enforcement@eastsussexhighways.com) A separate fee licence is required for each dwelling proposed or affected.

### **Acknowledgement of Application**

On receiving your application, East Sussex Highways will acknowledge receipt within 10 working days and provide you with an application reference number. We will also inform you of our determination date by which time we undertake to have advised you of our decision.

### **Application Fees**

There is a fee payable with your application and this can be made by debit or credit card over the phone. A separate fee licence is required for each dwelling proposed or affected. Please see the current ESH fee structure on [www.eastsussexhighways.com/application-forms](http://www.eastsussexhighways.com/application-forms). East Sussex Highways will contact you to collect payment. We will not begin our assessment of your application until cleared payment has been received. We do not answer pre-assessment questions.

A licence is valid for 6 months but you may be able to renew your licence subject to a further fee. Please see 'Extension to a S184 vehicle crossing licence' below.

### **Determining Your Application**

Once your Application Form has been received and the fee has been paid, East Sussex Highways will begin to carry out our assessment. Due to the high number of applications we receive, it can take up to 8 weeks to determine your application. You will receive a decision by email or post on or before the determination date already advised.

### **Application Approval**

If your application is successful, we will issue you with a Vehicle Crossing Licence and retain the full application fee. The Licence is valid for 6 months and will detail our standard conditions and also any site-specific conditions for your contractor to note.

We will also supply you with a set of plans (stat plans) detailing the statutory undertakers' and utilities' apparatus in the vicinity. Your contractor will need these plans to assess whether or not the apparatus is affected by the works. In the unlikely event that the apparatus is affected then the cost of alterations or protection will be your sole responsibility.

### **Application Rejection**

In most instances applications are successful, but if your application is rejected, we will provide a statement of reasons for our decision along with a partial fee refund of £225. The refund will be made within 14 days of the determination date, and East Sussex Highways will contact to make the refund.

Reasons for refusal may include planning grounds, land ownership objections, local parking implications, safety implications such as poor sight lines at the proposed access point or the proposed access is in close proximity to a road hump, road safety feature etc.

Our decision as to whether the application is approved or refused is final and appeals will not be considered.

### **Extension to a S184 vehicle crossing licence**

Following expiry of your licence, if the crossover works have not been completed you may extend the licence for a further 6 months' subject to a fee (please see the current fee schedule on the ESH website). A renewal **must** be made within 14 days of the expiry date shown on your licence. Renewal applications made after this period will be refused and a full application will need to be submitted. A 6-month extension can only be made **2 times** following the expiry of the original licence and after this time a full application must be submitted to East Sussex Highways and a full application fee payment will be required.

To extend your licence you can contact us on 0345 60 80 193 and make payment over the telephone.

### **Customer Satisfaction Feedback**

East Sussex Highways is committed to providing a good quality service and is always looking to improve how we can do things. We welcome feedback on our performance. Following completion of the works, applicants will be encouraged to comment by completing a customer satisfaction survey.

## **How to construct a Vehicle Crossing – Step by Step**

### **Choosing a Contractor**

Once you have received your Vehicle Crossing Licence, it is time to choose and appoint your contractor. You must nominate a company from our supplied list of contractors. These contractors are registered with our Trading Standards 'Buy With Confidence' (BWC) scheme and as such have been vetted to deliver a good quality, reliable and professional service. Contractors who are not registered are welcome to apply to do so and we will also accept contractors who are registered outside of East Sussex County Council's jurisdiction. All BWC registered contractors are accredited in accordance with the New Roads & Street Works Act 1991 and hold the necessary £10 million Public Liability Insurance.

You are advised to seek at least three quotations in order to achieve the most competitive price for the works.

### **Before starting the Works**

Please be aware that even if a licence has been issued, the vehicle crossing works will not be permitted to commence until your driveway/hard-standing has been constructed.

Once you have appointed your contractor, it then becomes his responsibility to seek our consent to start work. He will notify us of his proposed start date and duration of works using our standard 'N' notice.

A minimum of 7 day's notice is usually required, unless multi phase traffic control is needed which requires 21 days' notice.

The notice period allows us time to check that there is no conflict with other works that may be planned on the highway network at that time.

### **During the Works**

East Sussex Highways will ensure that the works are carried out to the correct standards both in terms of workmanship and health and safety requirements. The signing and guarding of the works to the correct standards will be the responsibility of the Contractor.

### **Completion of the Works**

When the works are completed the contractor will confirm this to us by submitting a completion notice. If we are satisfied, we will issue you a Completion Certificate, which confirms that the vehicle crossing

has been constructed correctly and is fit for proper use. We recommend that you keep a copy of this certificate as you may need to provide evidence of it to any potential buyers of your property in the future.

### **Paying your Contractor**

It is your sole responsibility to pay the contractor for the works undertaken. East Sussex Highways will not become involved in any financial arrangements made between you.

**Adoption of the Works**

The contractor is responsible for a 12-month maintenance period of the works, which starts on the issue of the Completion Certificate, provided that the works are kept defect free, East Sussex Highways will automatically assume responsibility at the end of this period.

**What criteria does ESH assess when determining applications?**

**Planning Consent**

Depending on the location and construction methods used, planning consent may need to be obtained in order to construct a vehicle crossing and driveway.

To determine whether or not you need planning consent, please refer to the 3 questions below.

Q1	Does your proposed vehicle access connect onto a classified road (A,B or C class)? (See Guidance Notes on <a href="http://www.eastsussexhighways.com/application-forms">www.eastsussexhighways.com/application-forms</a> )
Q2	Is your property located within a conservation area?
Q3	Will any surface water run-off from your new driveway NOT be retained within the curtilage of your property?

If you can answer NO to all three questions, planning permission should not be required.

Please note that it is no longer permitted development to lay impermeable or non-porous paving in excess of 5 square metres, for a driveway for example. Permeable construction or other source control measures are therefore recommended to avoid the need for planning consent.

If you are in any doubt, you are advised to check if you need planning consent with your local planning authority (the District or Borough Council). If you do need planning consent, please do not apply for a vehicle crossing until planning consent has been granted.

**Other Consents**

If the proposed vehicle crossing will traverse land not owned by the applicant, the permission of the landowner(s) will need to be obtained before submitting your application.

**Surface Water Drainage**

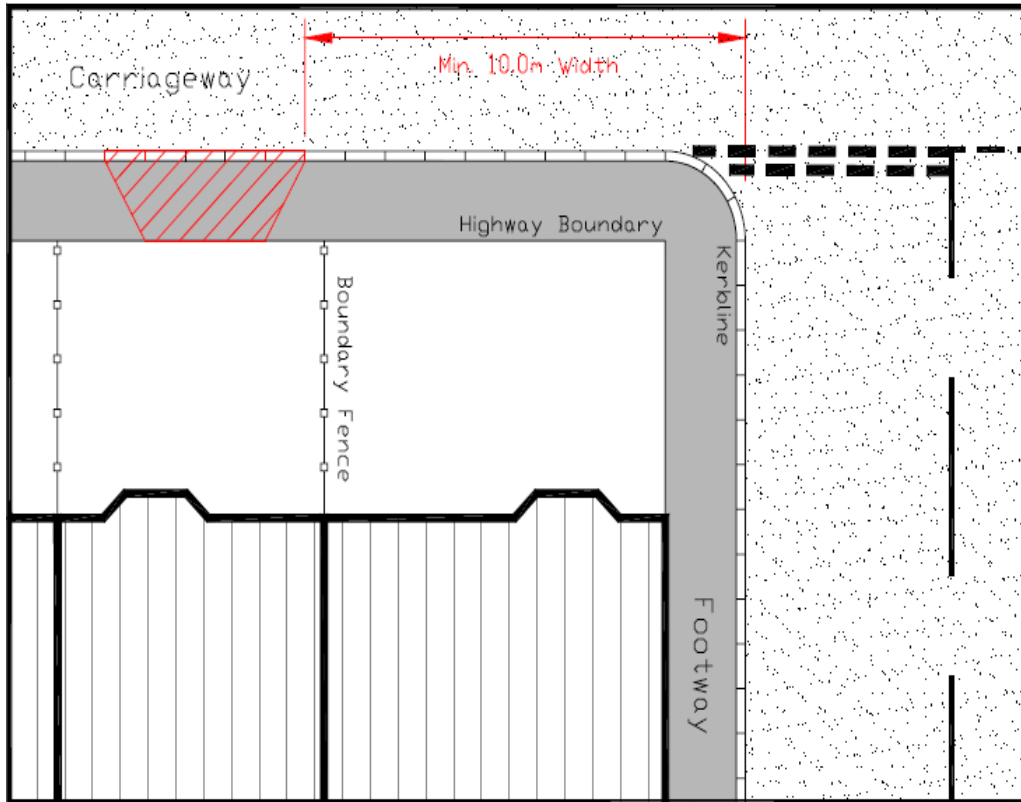
Provision must be made within the boundary of the property to adequately drain newly hardened up areas. i.e. the driveway and hard standings. Surface water must not be allowed to flow onto the public highway and should be controlled at source within your property.



**Distance from road junctions**

If the location of the proposed crossing is on a major road and closer than 15m to a road junction it would create a serious hazard and the application will be refused.

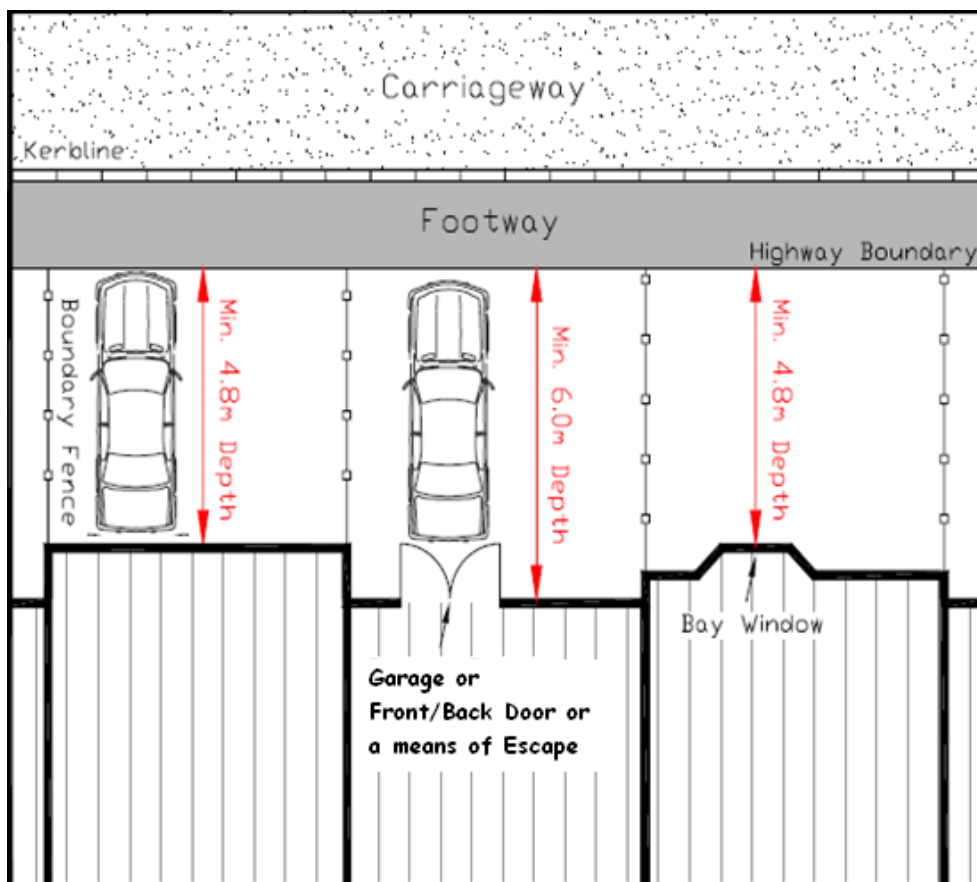
If the property is situated directly on the junction of two roads, it will generally be safer to situate the access on the minor, side road. Accordingly, you may be asked to amend your proposals to comply with this requirement.



**Is there enough space on your property?**

No part of a vehicle parked within your property may project onto or over the highway. The vehicle access crossing may not be used as a parking area and no part of it is exempted for the purpose of footway parking. To comply, the parking space must be:

- at least 4.8m long between the back of the pavement or property boundary (the face of any wall, fence or hedge for example) and the front of your building.
- Or at least 6m long where the parking area is in front of a garage or door where adequate means of escape needs to be provide, like a front/back door, escape window etc. If you have any questions on the adequate means of escape, please contact your local East Sussex Fire and Rescue Service Safety Officer.



The parking space must be at a right angle to the highway with the vehicle able to enter and exit the property in one movement. There must also be no adjusting movements of a vehicle made on the highway when entering or exiting the property.

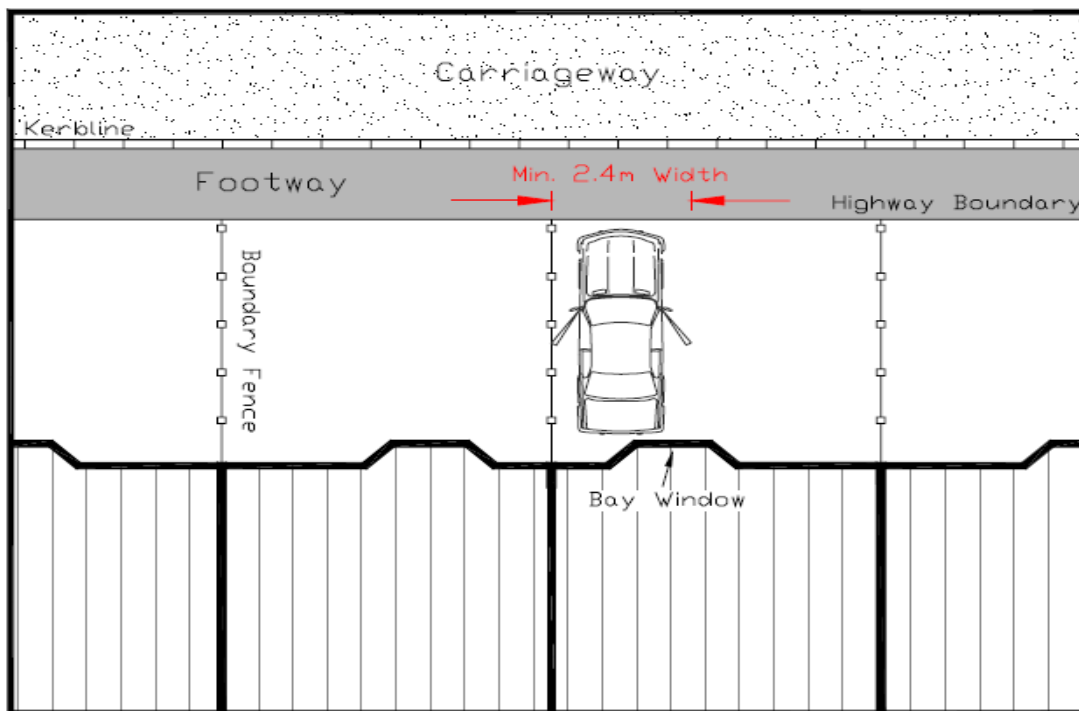
Approval to construct and use a vehicle crossing is only given to allow vehicles to cross from highway to private property and back, and for those vehicles to be parked wholly off the highway and not overhanging the highway at all (highway includes carriageway, footway and verge). Householders will be notified if a breach of this condition occurs and if it continues East Sussex Highways reserve the right to remove the vehicle access with immediate effect by reinstating the highway to its original state and recharging costs of any related works to the householder as appropriate.

The policy of the Highway Authority in relation to minimum depths has changed over time. This may mean that properties in your road have a vehicle access crossing that does not comply with the above criteria and appears in all respects to be very similar to your own proposals. Nevertheless, you will need to comply with the standards set out above and the fact that someone else may have a shorter parking space will not be taken into account when assessing your proposals.

### **Is the access wide enough?**

For a single width access serving no more than one dwelling:

- A minimum width of 2.4m is required through the entire parking bay.
- This dimension is the absolute minimum and cannot be reduced.
- There must be no obstructions in this area (e.g. a bay window or a tree).





**Visibility requirements**

Will you be able to see pedestrians and vehicles clearly enough to drive out of the driveway without causing danger to yourself or other road users?

Probably the most important contribution to road safety is the provision of adequate visibility. Adequate visibility enables road users to see a potential hazard in time to slow down or stop comfortably before reaching it.

The application will be refused if the crossing does not meet visibility requirements set within published industry standards. Greater visibility may be required on faster, busier roads.

Sight lines are defined by the visibility setback (the X dimension) and the forward visibility required enabling a vehicle to stop safely (the Y dimension). Where it is in the applicant’s control, the following minimum requirements should be satisfied:

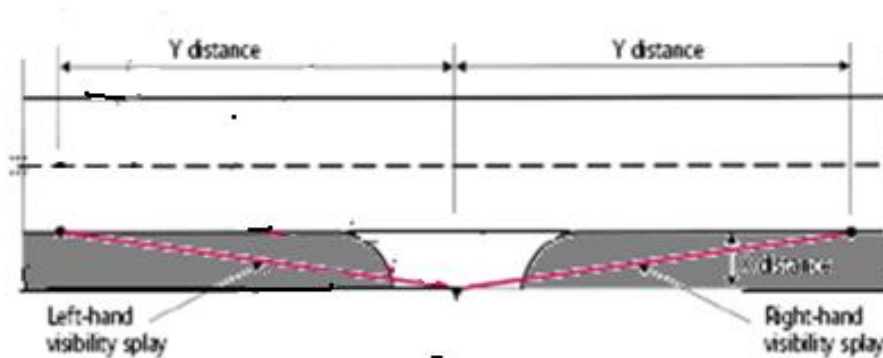
**Carriageway visibility**

X-dimension: 2.0m from the kerb line ,Y-dimension: based upon the following table:-

<b>Speed Limit</b>	<b>40mph</b>	<b>30mph</b>	<b>30mph</b>	<b>30mph</b>	<b>20mph</b>
<b>Road Classification</b>	<b>“A” Road</b>	<b>“A” or “B” Road</b>	<b>Local Access road</b>	<b>Local Access road with Traffic Calming</b>	<b>20mph Zone</b>
<b>Y- distance</b>	<b>120m</b>	<b>90m</b>	<b>60m</b>	<b>43m</b>	<b>33m</b>

Together, the x and y-dimensions define an area in which there should be unobstructed visibility between a height of 1.0m and 2.0m above carriageway level. Street furniture and parked cars will often lie within the visibility splay and the impact of such obstacles will be assessed. In general though, obstacles that are not large enough to fully obscure a whole vehicle or pedestrian will be acceptable.

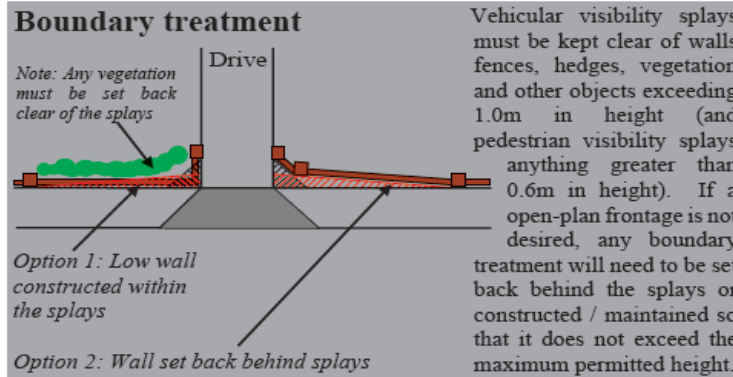
**The following diagram may assist when considering carriageway visibility:**



**Footway visibility**

X-dimension 2.0m from back of footway

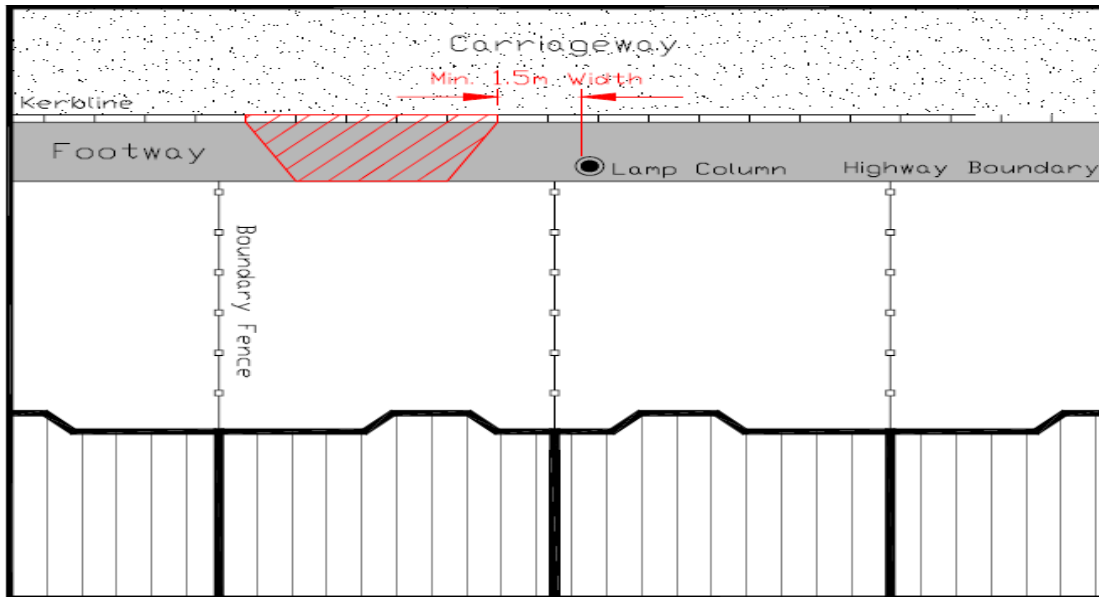
Y-dimension 2.0m



Within the visibility splay, there should be no obstruction to visibility between heights of 0.85m and 2.0m above footway level. If the footway is likely to be used by small children, the height should be reduced to 0.6m. Where all or part of the splay lies across land outside of the applicant's control, a relaxation to this requirement may be considered, taking into account the amount of pedestrian activity along the footway and the width of the footway.

**Lamp columns and street furniture**

All street furniture, lamp columns and utility plant needs to be situated at least 1.5m from the location of the top of the ramped kerb of the proposed crossover. Any street furniture, lamp columns and utility plant within 1.5m must be relocated at the expense of the applicant.

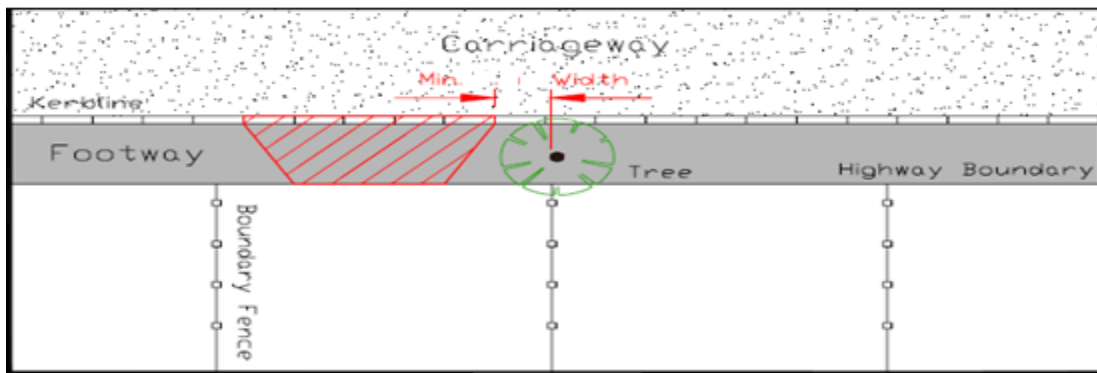


**Trees and Root Protection Calculation**

Applications requiring the removal of a highway tree are likely to be refused. To avoid damage to the tree roots or rooting environment, a minimum root protection area (RPA) needs to be left undisturbed around each tree.

The following calculation will provide the radius of the RPA which should be used as the minimum distance between a tree and any construction. In certain cases, it may be possible to reduce the distance based on advice from an arboriculturist.

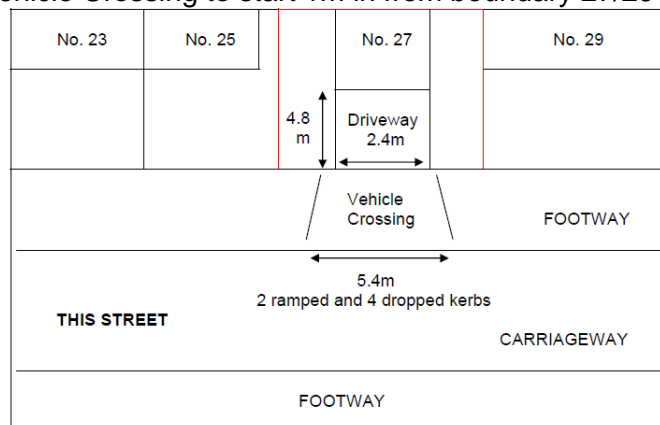
RPA radius (m) = Stem diameter (mm) measured @ 1.5m above ground level x 0.012



**Useful Information**

**Example Sketch of a proposed Vehicle Crossing location**

Please ensure that accurate measurements are shown on the sketch plan. A standard vehicle crossing will normally be as shown here – 4 dropped kerbs and a ramped kerb either side (6 kerbs, measuring 5.4m total). If you require something different please say what and why. The example below shows 27 This Street – Proposed Vehicle Crossing to start 1m in from boundary 27/29 at rear of footway.

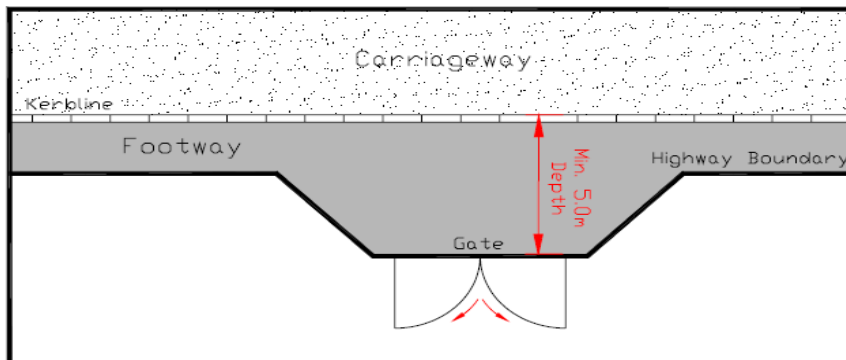


### **Shared access**

Where the occupiers of two adjacent properties share a driveway and wish to build a double width crossing to serve the two sites, one occupier should act on behalf of both parties. A separate fee licence is required for each dwelling proposed or affected.

### **Gates**

If gates are to be fitted across the vehicle entrance to your property they must not open outwards across the highway. Additionally, on busy roads they must be set back at least 5m from the edge of the carriageway to allow the driver to park clear of the highway whilst opening the gates. Remember, sufficient space must exist within the site for the gates to close.



## ‘BUY WITH CONFIDENCE’ APPROVED CONTRACTORS FOR CONSTRUCTING VEHICLE CROSSINGS

GARY SIMES 18 LEPELANDS, HAILSHAM E.SUSSEX, BN27 3AJ TEL-01323 841505 MOB- 07970072264	HEDGES DRIVEWAYS LTD 14 BEUZEVILLE AVENUE, HAILSHAM, E.SUSSEX BN27 3NZ TEL- 01323 441192 MOB- 07825132210	A.S.A.P. CONSTRUCTION UNIT 20, HACKHURST IND ESTATE, HACKHURST LANE, LOWER DICKER, HAILSHAM, BN27 4BW TEL-07860 692 921
HAILSHAM ROADWAY CONSTRUCTION .CO.LTD POLEGATE ROAD HAILSHAM, E.SUSSEX BN27 3PG TEL- 01323 848822	STEVE THOMPSON 243 LONDON ROAD HAILSHAM. E.SUSSEX BN27 3AS TEL-01323 845521	J.F.CONSTRUCTION & SON LTD 4 GORRINGE ROAD EASTBOURNE BN22 8XL TEL-01323 642082 MOB-07714748598
KING BROTHERS SOUTHERN LTD LUNSFORD CROSS NURSERY, BEXHILL, NINFIELD, EAST SUSSEXTN39 5JP TEL- 01323 482800	J BILLINGS GROUNDWORKS PETERS COTTAGE, PALEHOUSE COMMON, UCKFIELD, E.SUSSEX TN22 5QY TEL-01825 890445 MOB-07949959396	GLEN ALLEN CONTRACTORS NURNEY COTTAGE WILDERNESS LANE HADLOW DOWN UCKFIELD E.SUSSEX TN22 4HU TEL-01825 831958
WARREN DRIVES STONEHOUSE FARM ERIDGE RD CROWBOROUGH E.SUSSEX TN6 2QU TEL-01892 653558	COPPARDS 24 CROWBOROUGH HILL CROWBOROUGH E.SUSSEX TN6 2JE TEL-01892 662777	JASON J. WINTER 25 SOUTHDOWN AVENUE, LOWER WILLINGDON, EASTBOURNE, EAST SUSSEX BN20 9PS MOB – 07740 778297
T.MITCHELL (Roads & Drives) ASHLYN WHATLINGTON ROAD BATTLE E.SUSSEX TN33 0JN TEL-01424 774468	GREENWOODS WOODLANDS COTTAGE WESTCOURT DRIVE BEXHILL ON SEA E SUSSEX TN39 3NA TEL-01424 221122	CLARKE & BAKER SURFACING 6 CHARTER HOUSE, 43 ST LEONARDS ROAD, BEXHILL, E.SUSSEX TN39 1JA TEL-01424 223989
FIRST CLASS 10 PENTLAND CLOSE ST LEONARDS ON SEA E.SUSSEX TN37 7SR TEL-01424 755428	RAM CONSTRUCTION CONTRACTORS LTD 82 PARK VIEW, HASTINGS EAST SUSSEX, TN34 2HB TEL - 07414 442245	GEEWOOD CONSTRUCTION 225 THE RIDGE HASTINGS E.SUSSEX TN34 2AE TEL-01424 427101
CHRIS BREDEN 33 ALFRISTON ROAD SEAFORD E. SUSSEX BN25 3QD TEL- 01323 492847 MOB-07711607123	AM CONSTRUCTION (SOUTHERN LTD) 96A COLERIDGE ST, HOVE, BN3 5AA TEL-01273 311545 MOB-07903 912959	STAR SURFACING UNIT C & D 72 PARKER ROAD HASTINGS TN34 3TT TEL- 01424 252591 MOB- 07966 292070

<p>JESSE ROBERTS  82 WESTERN ROAD  NEWHAVEN  BN9 9JN  TEL-01273 513016  MOB-07718 758994</p>	<p>M. JAQUES GROUNDWORKS  OAKLANDS FARM, NEWICK  LANE, HEATHFIELD, EAST  SUSSEX TN21 8PU  TEL – 01435 865831  MOB – 07903 931133</p>	<p>DARREN BIRD CONSTRUCTION  27 CANUTE ROAD  HASTINGS  EAST SUSEX  TN35 5HU  TEL: 01424 717572  MOB: 07730 202993</p>
<p>NF CONSTRUCTION  NEIL FURMINGER  26 HEADLAND AVENUE  SEAFORD  BN25 4PZ  TEL – 01323 892145  MOB – 07855 274739</p>	<p>STANBRIDGE SURFACING LTD  23 SOUTHRIDGE ROAD  CROWBOROUGH  EAST SUSSEX  TN6 1NG  TEL: 01892 652700  MOB: 07506 968221</p>	<p>JD MILLLS LTD  28 ELPHONSTONE ROAD,  HASTINGS, EAST SUSSEX  TN34 2EQ  TEL – 01424 716373  MOB – 07802 774740</p>